


The Great Outdoors

Bird Watching


JOURNAL



NEW
HORIZON
ACADEMY



Draw a picture of the bird you observe.




Use *Bird Watching for Kids: Bite-sized Learning and Backyard Projects* by George H. Harrison or another resource to identify the bird you saw. Record the name of the bird and other information like where you saw the bird, the size of the bird, the color and shape of the bird and other important information.

Draw a picture of the bird you observe.

A large, empty rounded rectangle with a thin black border, intended for drawing a picture of a bird.


Use *Bird Watching for Kids: Bite-sized Learning and Backyard Projects* by George H. Harrison or another resource to identify the bird you saw. Record the name of the bird and other information like where you saw the bird, the size of the bird, the color and shape of the bird and other important information.

Draw a picture of the bird you observe.



Use *Bird Watching for Kids: Bite-sized Learning and Backyard Projects* by George H. Harrison or another resource to identify the bird you saw. Record the name of the bird and other information like where you saw the bird, the size of the bird, the color and shape of the bird and other important information.

Draw a picture of the bird you observe.




Use *Bird Watching for Kids: Bite-sized Learning and Backyard Projects* by George H. Harrison or another resource to identify the bird you saw. Record the name of the bird and other information like where you saw the bird, the size of the bird, the color and shape of the bird and other important information.

Draw a picture of the bird you observe.

A large, empty rounded rectangle with a thin black border, intended for drawing a picture of a bird.


Use *Bird Watching for Kids: Bite-sized Learning and Backyard Projects* by George H. Harrison or another resource to identify the bird you saw. Record the name of the bird and other information like where you saw the bird, the size of the bird, the color and shape of the bird and other important information.

Draw a picture of the bird you observe.



Use *Bird Watching for Kids: Bite-sized Learning and Backyard Projects* by George H. Harrison or another resource to identify the bird you saw. Record the name of the bird and other information like where you saw the bird, the size of the bird, the color and shape of the bird and other important information.

Draw a picture of the bird you observe.




Use *Bird Watching for Kids: Bite-sized Learning and Backyard Projects* by George H. Harrison or another resource to identify the bird you saw. Record the name of the bird and other information like where you saw the bird, the size of the bird, the color and shape of the bird and other important information.

Draw a picture of the bird you observe.

A large, empty rounded rectangle with a thin black border, intended for drawing a picture of a bird.

Use *Bird Watching for Kids: Bite-sized Learning and Backyard Projects* by George H. Harrison or another resource to identify the bird you saw. Record the name of the bird and other information like where you saw the bird, the size of the bird, the color and shape of the bird and other important information.

Draw a picture of the bird you observe.



Use *Bird Watching for Kids: Bite-sized Learning and Backyard Projects* by George H. Harrison or another resource to identify the bird you saw. Record the name of the bird and other information like where you saw the bird, the size of the bird, the color and shape of the bird and other important information.
